

# KOBELCO

SK130HDL-8B

ACERA Hydraulic Excavators  
**GEOSPEC**

*Super* **X**

## SK130HDL

### LOGGING SPECIFICATION

Bucket Capacity:

**0.45 m<sup>3</sup> ISO heaped**

Engine Power:

**74 kW/2,000 min<sup>-1</sup> (ISO 14396)**

Operating Weight:

**15,000 kg**



*We Save You Fuel*  
Achieving a Low-Carbon Society

# Designed with Logging in Mind

KOBELCO is proud to announce the SK130HDL from the ACERA GEOSPEC Series, with specifications designed with logging and wetland operation in mind. Its logging specs have been upgraded, with a structural design better suited to logging, and larger-capacity hydraulic pumps and travel motor. The SK130HD offers a full complement of advanced functions that get the job done no matter what the terrain.



**ACERA**  
**GEOSPEC** ACERA GEOSPEC

*The "GEO" in GEOSPEC expresses our deep respect for our planet, and for the solid ground where excavators are in their element. This is accompanied by SPEC, which refers to the performance specifications needed to get the job done efficiently as we carry on the tradition of the urban-friendly ACERA series.*



## PERFORMANCE

# Awesome Undercarriage

### One Class Higher Travel Motor

The greater power of the travel motor gives rugged, reliable traction.



The SK130HDL provides the powerful travel needed to pull log sleds or work in wetlands, on rough terrain, in woods or on farms.

Top-class drawbar pulling force:

**196kN**

### Single Grouser Shoes



Crawlers have single grouser shoes with 25 mm lugs, instead of the usual triple grouser shoes, to stop mud clogging between the grousers. Travel is firm and fast, even across wet, muddy ground.

### Low Ground Pressure

Low ground pressure is assured by oversized crawler length and width, for smoother and easier transfer and travel.

Ground pressure:

**25.1 kPa**

### Wide Shoes Ensure Plenty of Traction

You can count on smooth and dependable travel with longer crawlers and wider shoes that are usually used on machines the next class up.



Longer Crawler Length:

**3,790mm**

Wider Shoe Width:

(960 mm available as option)

**900mm**



Top-class Ground Clearance:

**580mm**



# Ample Performance

## Twenty-Ton Class Hydraulic Pumps



Logging work is punishing on every machine operation: digging, swinging, dumping and travel. Hydraulic pumps designed for 20-ton machines can meet this heavy demand with power to spare.

## Powerful Engine



The high-pressure, common-rail fuel engine features adjustable control to Maximize fuel efficiency and provide powerful medium/low speed torque. The result a highly fuel-efficient engine.

## Large Capacity Fuel Tanks

One of the largest-capacity fuel tanks in the class delivers longer uninterrupted working.



**Fuel Tank:**  
**275L**

## Powerful Arm Crowding Force

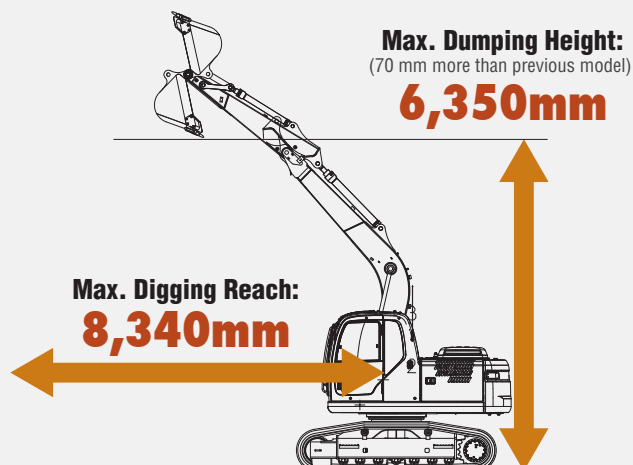
The bucket comes into play when a site needs to be cleaned up before logging. The SK130HDL provides plenty of arm crowding force and bucket digging force for these kinds of logging applications.

**Arm crowding force:** **64.4kN**

**Bucket digging force:** **90.1kN**

## Ample Work Radius for Collection Scattered Logs

A long reach and higher dumping height comes in handy when loading/ unloading a log sled, collecting scattered logs, or working in forested terrain that has lots of obstacles.



## DURABILITY

### Side Deck Bumpers

Side deck bumpers are fitted to protect power plant and cab, and also simplify mounting of other (optional) protective equipment.



### Increased Clearance

Increased clearance between upper frame and top of crawlers prevents wood debris building up and impeding travel.



### Reinforced Undercover

Reinforced undercover protects the piping and other components from damage caused by accidental contact with branches, debris and other obstacles.



### Double Support Upper Rollers

Improved support provided by new design for upper rollers reduces shaking and jolting of crawler shoes for smoother travel.



*Reinforced Idler Cover*



# MAINTENANCE

## New Fuel Filter System

A new fuel filter system has been installed that can handle the most punishing conditions. It now has a pre-filter (with built-in water separator), an ultra-fine main filter, and additional third filter, to ensure complete removal of dust and other impurities in the fuel.



built-in water separator), an ultra-fine main filter, and additional third filter, to ensure complete removal of dust and other impurities in the fuel.

## Tool Box



Pre-filter (with built-in water separator)



Main fuel filter



Engine oil filter



Large-capacity tool box.

## Parallel Cooling Units

Parallel cooling units are easy to clean.



Air conditioner condenser



Intercooler



Air cleaner

# COMFORT

## Spacious Cab Among Largest in the Class

Being the same as the cab used on the ACERA GEOSPEC SK200, the cab provides all the same advantages: easy access, lots of leg room, a large, comfortable seat and panoramic view of the worksite.



Double slide seat



Powerful automatic air conditioner



Spacious luggage tray



One-touch lock release simplifies opening and closing the front window



Large cup holder

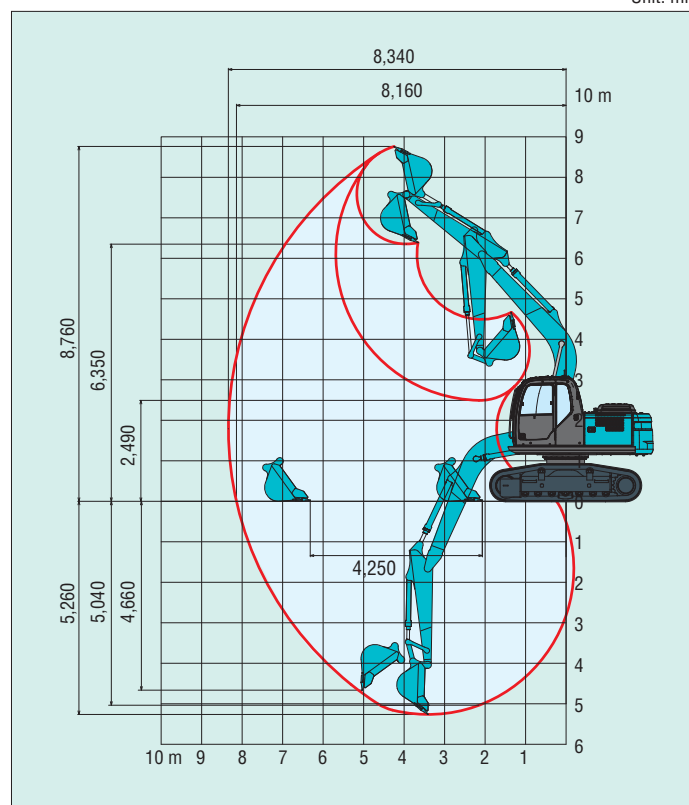
•New interior design and materials create an elegant feel

## SPECIFICATIONS

Model		SK130HDL
PERFORMANCE		
Bucket Capacity ISO heaped	m³	0.45
Swing Speed	min <sup>-1</sup> {rpm}	11
Travel Speed	km/h	4.8/2.4
Gradeability	% {°}	70 {35}
Bucket Digging Force	kN	90.1
Arm Crowding Force	kN	64.4
Drawbar Pulling Force	kN {kgf}	196 {19,900} (ISO 7467)
WEIGHT		
Operating Weight	kg	15,000
Ground Pressure	kPa	25.1
Shoe Width	mm	900
ENGINE		
Model	MITSUBISHI D04FR-74kW	
Type	Direct injection, water cooled, 4-cylce, 4-cylinder diesel engine with turbocharger, intercooler	
Power Output	kW/min <sup>-1</sup>	69.2/2,000 (ISO 9249) 74.4/2,000 (ISO 14396)
Max. Torque	N.m/min <sup>-1</sup>	359/1,600 (ISO 9249) 375/1,600 (ISO 14396)
Displacement	L	4.249
Fuel Tank	L	275
HYDRAULIC SYSTEM		
Pump	Two variable displacement pumps + one gear pump	
Max. Discharge Flow	L/min	2 x 130, 1 x 20
Relief Valve Setting	MPa	34.3
Swing Motor	Axial piston motor	
Travel Motors	2 x axial-piston, two-step motors	
Hydraulic Oil Tank	L	172: system (104: tank level)

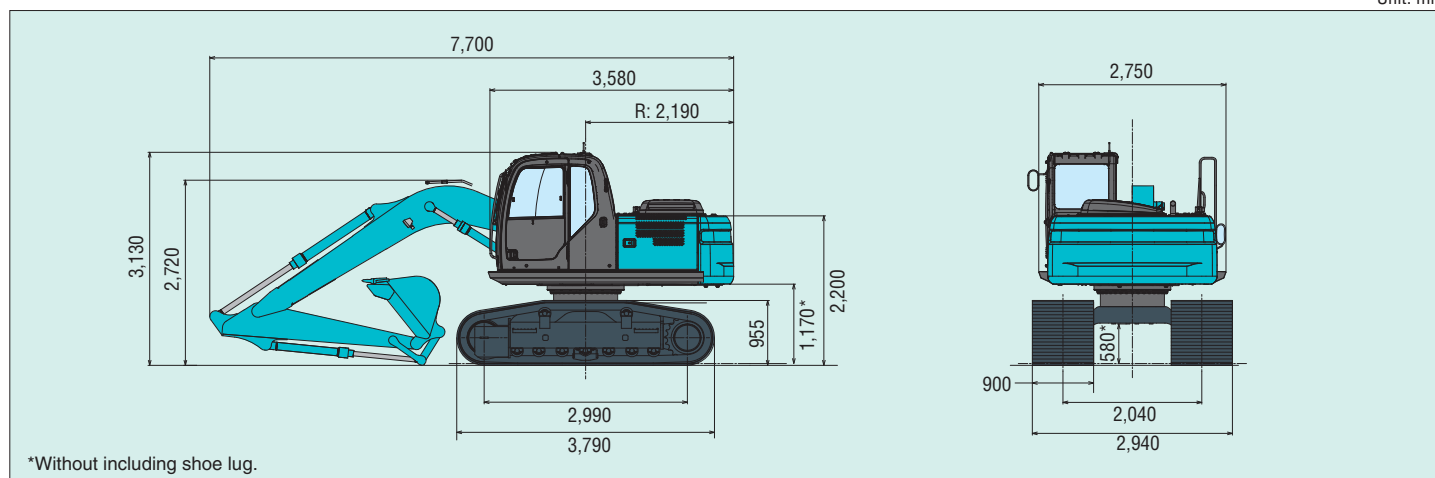
## WORKING RANGES

Unit: mm



## GENERAL DIMENSIONS

Unit: mm



Note: This catalog may contain attachments and optional equipment that are not available in your area. And it may contain photographs of machines with specifications that differ from those of machines sold in your areas. Please consult your nearest KOBELCO distributor for those items you require. Due to our policy of continuous product improvements all designs and specifications are subject to change without advance notice. Copyright by **KOBELCO CONSTRUCTION MACHINERY CO., LTD.** No part of this catalog may be reproduced in any manner without notice.

### KOBELCO CONSTRUCTION MACHINERY CO., LTD.

5-15, Kitashinagawa 5-chome, Shinagawa-ku, Tokyo 141-8626 JAPAN  
 Tel: +81 (0) 3-5789-2146 Fax: +81 (0) 3-5789-2135  
<https://www.kobelcoom-global.com/>

Inquiries To: