

Object Keys		
Physical and build obstructions		
Access Required	Duct	Mandatory gangway
Pillar	Masked Area	Staircase
Others		
Floor	Height limit	Region
Rigging	Wall	Shape

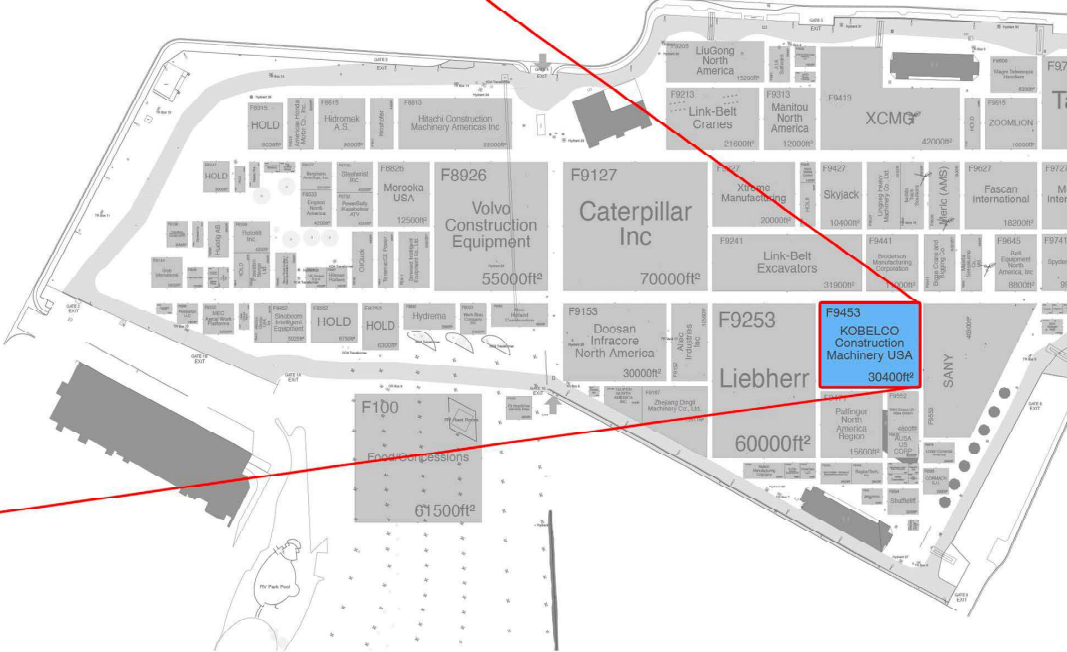

Booths		
Booking Statuses		
Reserved	Booked	Available
NonSellable		




EXHIBIT PLAN LAYOUT

190'

160'





SK 350D ULTRA LONG

SK 260D

SK 210D-11

SK 350-11

SPECIALTY

MHEX

NO-BULL
CHALLENGE

DECK STRUCTURE
64' X 72' X 21.5'

CRANES

CHEX

SR'S

CK 1600G-3

CK 2000G-3

CK 2750G-3

SK 260-11 LR

SK 390-11

SK 210-11 (K-LOAD)

SK 170-11

SK 130-11

SK 55-7

SK 35-(NEW)

SK 75-7

SK 85-7

SK 140SR-7

FD 160-7

SK 230SR-7 (NEW)

SK 270SR-7 (NEW)

SK 350D ULTRA LONG

SK 260D

SK 210D-11

SK 350-11

